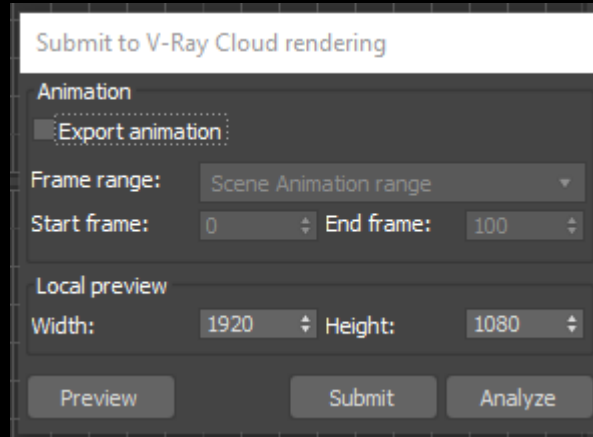
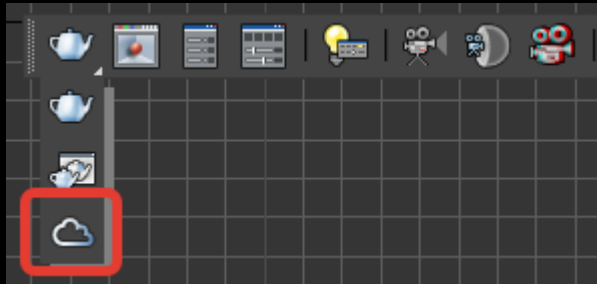




CLOUD RENDERING MADE EASY

UI



SUBMIT JOB

Job Name
_cloud

Select Project
Livingroom



CREATE NEW

Width (px)
1920

Height (px)
1080

Aspect Ratio
16:9 - Widescreen

Render Mode

Progressive

Output Format ⓘ

EXR, JPG

Virtual Reality



Animation




SUBMIT

V-RAY NEXT:



V-RAY 3.6:



MAXIMUM RESOLUTION – 130MPx

ACTIVE JOBS – 50

QUEUED JOBS – 10000

DOWNLOAD – 500 GB

FREE WELCOME CREDITS – 300

PROGRESSIVE or BUCKET

GPU soon


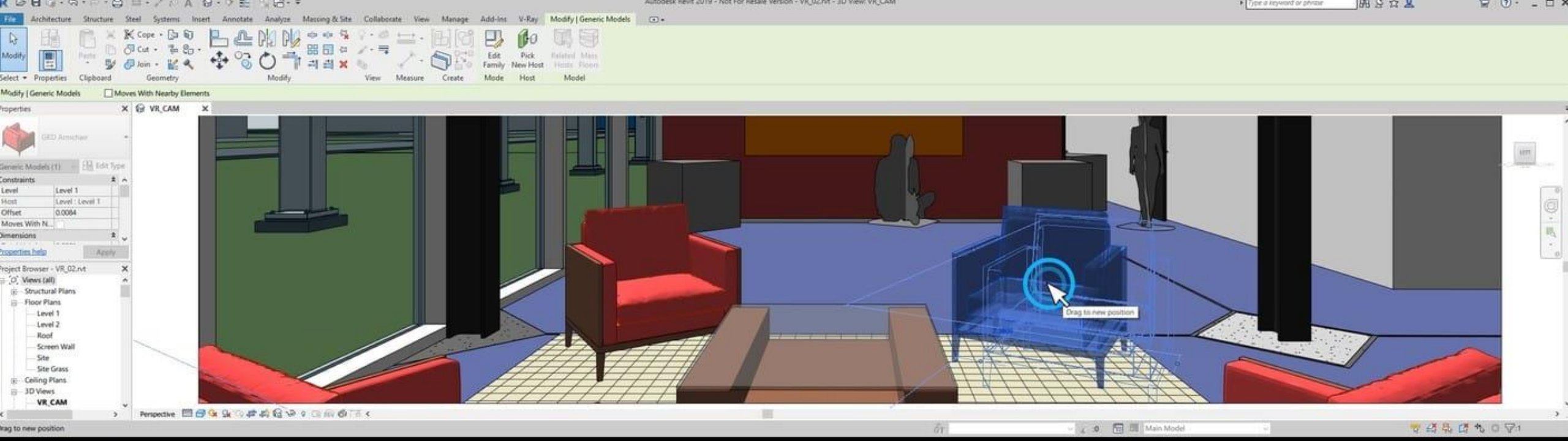
1 cloud credit ~ 13 min render time



Но есть и минусы...

Отмазка архитекторов для законного отлынивания от работы:





V-RAY FOR REVIT / INTERIOR VR



Render status panel for V-Ray for Revit. It includes a progress bar, download size information, resolution, render mode, project name, submission date, render engine, render time, and utilization.

Status	<div style="width: 100%; height: 10px; background-color: #007bff;"></div>
Download size	Not available
Resolution	2400 x 1200 px
Render mode	Bucket
Project	V-Ray for Revit
Submitted	7/19/2018, 6:51:32 PM
Render engine	V-Ray 3.60.04
Render time	3 min 42 sec
Utilization	0.260 credits